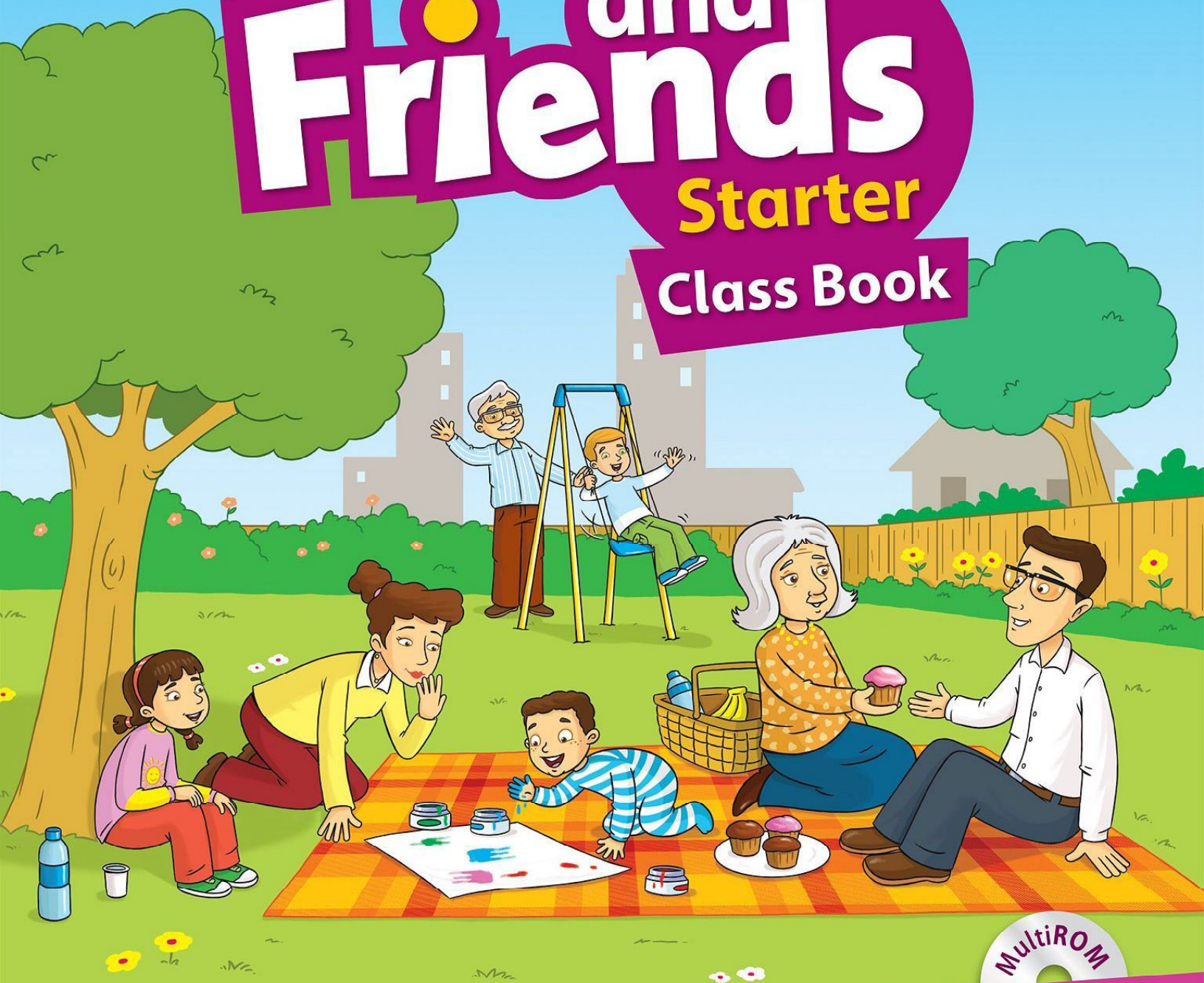


2nd Edition

Family and Friends

Starter

Class Book



MultiROM

with animated stories

OXFORD


www.pardistalk.ir/library

Naomi Simmons

2nd Edition

Family and Friends

Starter
Class Book



Naomi Simmons

OXFORD
UNIVERSITY PRESS

www.pardistalk.ir/library

Scope and sequence





	Words	Grammar and song	Sounds and letters	Numbers	Reading and writing skills
Starter: Hello! <p>p.4</p>	Character names Greetings	What's your name? I'm Rosy.	Aa apple, Annie Bb boy, bat	1, 2	Reading <ul style="list-style-type: none"> Left-to-right progression Visual discrimination Recognising sequences Writing <ul style="list-style-type: none"> Left-to-right progression Drawing verticals and horizontals Drawing long and short lines
1 What colour is it? <p>p.10</p>	Colours	What colour is it? It's green.	Cc cat, car Dd dog, duck	3, 4	Reading <ul style="list-style-type: none"> Left-to-right progression Visual discrimination Identifying the odd-one-out Writing <ul style="list-style-type: none"> Left-to-right progression Drawing diagonals, curves and curve sequences Drawing downstrokes (lines, curves and diagonals)
2 What's this? <p>p.16</p>	School things	What's this? It's a notebook.	Ee egg, elephant Ff fish, farm	5, 6	Reading <ul style="list-style-type: none"> Left-to-right progression Visual discrimination Identifying differences Writing <ul style="list-style-type: none"> Left-to-right progression Drawing large and small loops
3 Is it a plane? <p>p.22</p>	Toys	Is it a plane? Yes, it is. No, it isn't.	Gg girl, guitar Hh hat, horse Ii insect, ill	7, 8	Reading <ul style="list-style-type: none"> Left-to-right progression Visual discrimination Recognising fragments of a pattern Writing <ul style="list-style-type: none"> Left-to-right progression Drawing complex loops and pathways Drawing wave patterns
Values Time! 1 p.28 Be polite Project: a rainbow					
Review 1 p.30					
4 This is my mum! <p>p.32</p>	Family	This is my mum.	Jj jug, juice Kk kangaroo, key Ll lion, lollipop	9, 10	Reading <ul style="list-style-type: none"> Word recognition (identifying words that are the same) Matching words to pictures Reading simple sentence patterns Writing <ul style="list-style-type: none"> Word tracing (left to right) Guided word writing Completing simple sentence patterns with individual words

	Words	Grammar and song	Sounds and letters	Numbers	Reading and writing skills
5 He's happy! p.38	Feelings	he/she He's happy. She's cold.	Mm man, mango Nn nose, neck Oo orange, octopus	11, 12	Reading • Word recognition • Matching words to pictures • Reading simple sentence patterns Writing • Word tracing • Guided word writing • Completing simple sentence patterns with individual words
6 They're bears! p.44	Zoo animals	plurals with s What are they? They're bears.	Pp panda, pen Qq queen, quilt Rr river, rainbow	13, 14	Reading • Word recognition • Matching words to pictures • Reading simple sentence patterns Writing • Word tracing • Guided word writing • Completing simple sentence patterns with individual words
Values Time! 2 p.50	Share with others		Project: a family portrait		
Review 2 p.52					
7 Are they teachers? p.54	Jobs	Are they teachers? Yes, they are. No, they aren't.	Ss sofa, sock Tt towel, turtle Uu umbrella, up	15, 16	Reading • Word recognition • Reading simple sentences • Reading simple dialogues Writing • Word writing • Completing gap sentences • Writing simple full sentences
8 I've got a shirt! p.60	Clothes	I've got a shirt.	Vv violin, vase Ww woman, wall Xx box, fox	17, 18	Reading • Word recognition • Reading simple sentences • Reading simple dialogues Writing • Word writing • Completing gap sentences • Writing simple full sentences
9 I like plums! p.66	Food and drink	I like plums. I don't like raisins.	Yy yogurt, yo-yo Zz zebra, zoo	19, 20	Reading • Word recognition • Reading simple sentences • Reading simple dialogues Writing • Word writing • Completing gap sentences • Writing simple full sentences
Values Time! 3 p.72	Be kind to animals		Project: an animal book		
Review 3 p.74					
Culture p.76	Food				
Picture dictionary p.78					


Lesson One Words

1 Listen, point and repeat.  03

2 Listen and chant.  04



3 Point and say. Stick the stickers. 






1 Listen and repeat.  05

2 Listen and sing.  06

Let's sing!

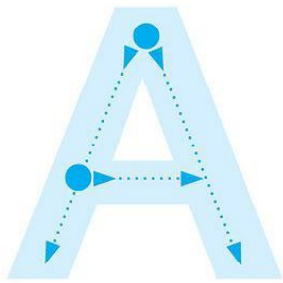


3 Trace the lines and say.



Lesson Three Sounds and letters

1 Listen, trace and point. Repeat.  07



apple



Annie




2 Listen and chant.  08

3 Stick. Then circle and say. 

a


a p p l e



A

A n n i e

4 Circle the letter Aa.



Complete the writing task on page 78 of the Workbook.

page
78

1 Listen, trace and repeat.  09

2 Point and sing.  10

Let's sing!

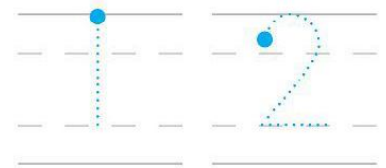
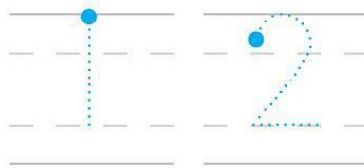
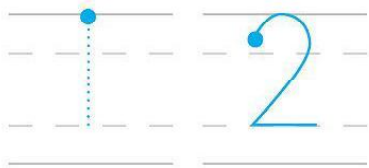





one




two

3 Count and trace the correct number.



4 Circle the apples and say.

2



2



1

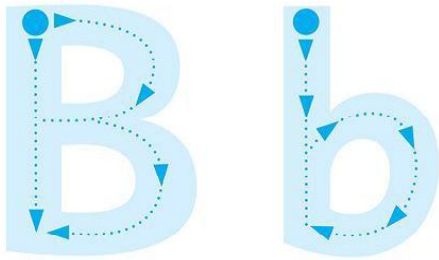


1



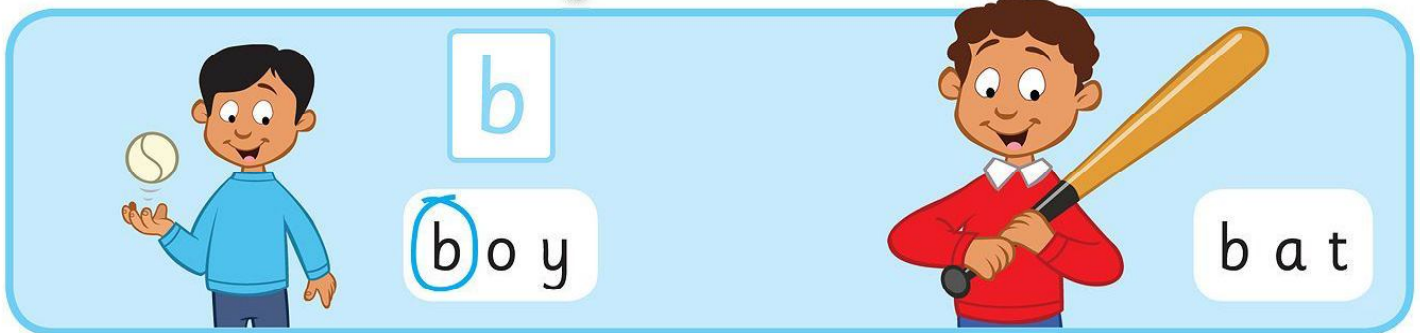
Lesson Five Sounds and letters

1 Listen, trace and point. Repeat.  11

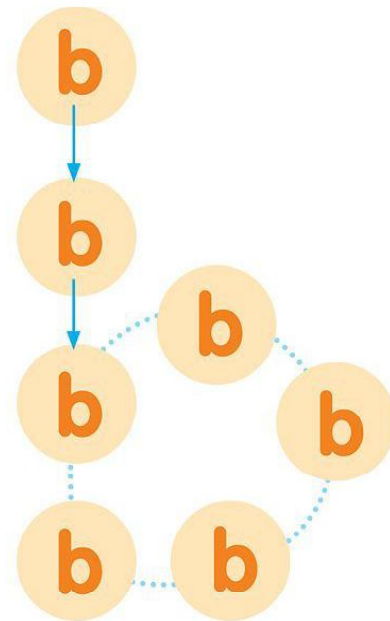
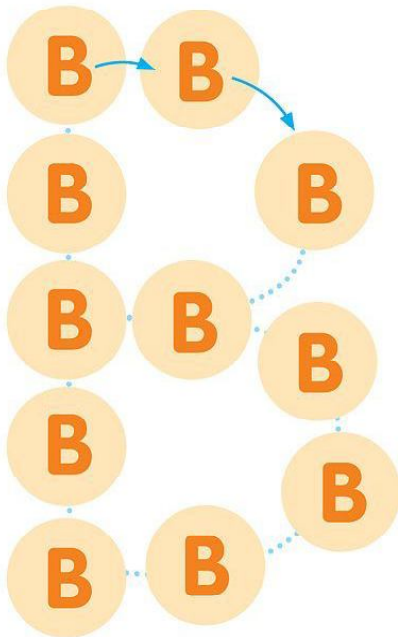


2 Listen and chant.  12

3 Stick. Then circle and say. 




4 Join the letter Bb.



Complete the writing task on page 78 of the Workbook.



- 1 Point and say.
- 2 Listen to the story.  13
- 3 Listen and act.



Watch the MultiROM! ▶

I'm Billy!

